

Sensor Urinal Flush Valve (Wall Mounted)

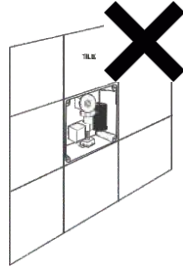


PREMIUM QUALITY

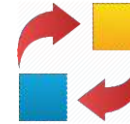
Completely made of chrome plated brass



Sensor PCB sealed to prevent moisture damage



Externally wall mounted. No concealing required



Spare parts easily replaceable if required. No breaking of walls or tiles.



360 °debris filter

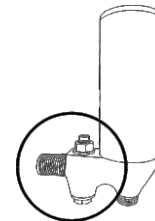


No visible screws after installation

Model : ASU-30B

Specifications:

- ✓ Chrome plated brass body and fully automatic with IR sensors
- ✓ Built-in water flow regulator valve allows water to be adjusted and turned off as desired. Built-in water filter unit protect solenoid valve
- ✓ Electronic control components are filled with resins and sealed to give moisture free life.
- ✓ Water inlet & outlet connection - 1/2" B. S. P.
- ✓ Use of four "AAA" size ALKALINE 1.5 V batteries (DC6V)
- ✓ Sensing adjusts automatically according to ambient conditions



Provided with flow control valve to control water supply as desired

Diagram with Dimensions:

